



## Fund Overview

The fund aims to deliver an annualised net return of 8% to 9% over the medium to long-term in anything but the bleakest of market conditions. It will do so via an actively managed exposure to a diversified portfolio of defined return investments linked to global equity indices. It invests primarily in US Government Bonds to provide the return of capital to investors over time, alongside a portfolio of global, liquid derivatives that generate the return on capital. Due to the nature of the investments, the fund's behaviour in different market scenarios should be more predictable and the returns more probable.

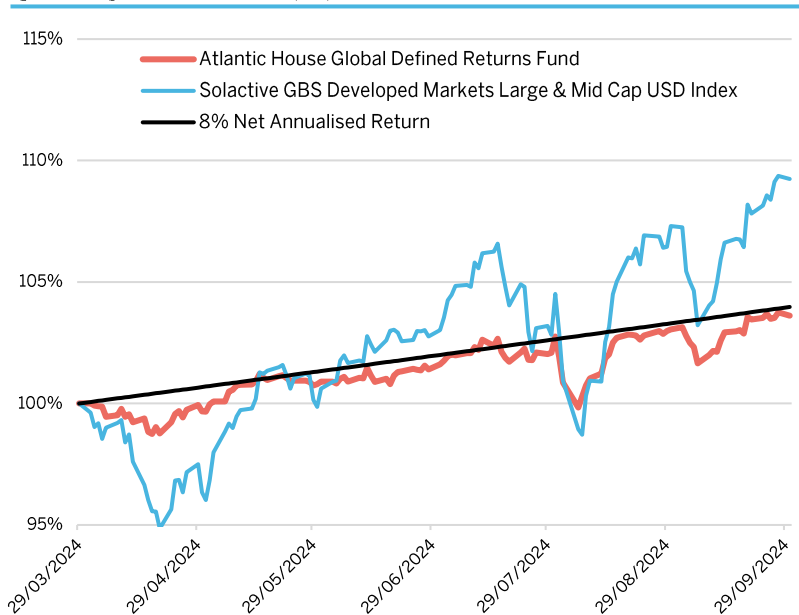
## Quarterly Commentary

Q3 2024 was a strong quarter for our global benchmark index, being up 6.3%. This was largely helped by the US, which makes up the majority of the index. The fund was up 2.18% for the quarter, and now 6.42% year to date, in line with the targeted 8-9% annualised. It makes sense that the fund was up around a third of the benchmark index, given that the fund's sensitivity ('delta') to market moves is also around a third. This relatively low delta means that the volatility of the fund is low in these conditions, although it is worth reminding here that volatility is not managed in this fund; if equity markets fell, we would see the delta and volatility increase somewhat. With markets doing well, all the autocalls in the fund that had annual observations in the quarter matured—four in total. These were replaced with similar trades, and two additional trades were added in order to service inflows into the fund. The fund now has 22 autocall investments with autocall observations spread over the year.

## Key Facts

<b>Launch Date</b>	26 June 2023
<b>Fund Size</b>	USD 58.1m
<b>NAV</b>	1.0548
<b>OCF</b>	0.75% (Estimated, 30/09/24)
<b>Managers</b>	Tom May (Lead), Jim May, Dr. Russ Bubley
<b>Domicile</b>	Dublin, Ireland
<b>Fund Type</b>	UCITS
<b>Dealing</b>	Daily
<b>Base Currency</b>	USD
<b>Comparator Benchmark</b>	Solactive GBS Developed Markets Large & Mid Cap Index
<b>IA Sector</b>	IA Specialist
<b>Available Share Classes</b>	GBP (Hedged) Accumulation (A) GBP (Hedged) Distribution, 5% (I) USD Accumulation (A)
<b>Distribution &amp; Target Market Strategy</b>	The Fund is aimed at advised & discretionary market investors over the long term who have the capacity to tolerate a loss of the entire capital invested or the initial amount.

## Quarterly Performance (%)



**Past performance does not predict future returns.** Source: Atlantic House/Solactive, 30/09/2024. Performance of A GBP share class, total return, net of fees in GBP. Fund: A GBP Shares, Total Return. Data rebased to 100% as at 29/03/2024.

## Investment that redeemed this quarter v new investment placed

Investment that redeemed during quarter	New investment placed this quarter
<b>Launch Date</b>	<b>Launch Date</b>
29-Jun-23	09-Jul-24
<b>(Final) Redemption Date</b>	<b>(Final) Redemption Date</b>
01-Jul-24	09-Jul-30
<b>Gilt-backed</b>	<b>Gilt-backed</b>
Yes	Yes
<b>Underlying Indices</b>	<b>Underlying Indices</b>
SPX	SPX/SX5E
<b>Annual Autocall Barriers</b>	<b>Annual Autocall Barriers</b>
100/100/100/95/90/75	100/100/100/95/90/77
<b>Conditional Capital Protection Barrier at Maturity</b>	<b>Conditional Capital Protection Barrier at Maturity</b>
65%	72%
<b>Potential Simple Annual Return</b>	<b>Potential Simple Annual Return</b>
8.40%	10.25%

## Reminder of rules

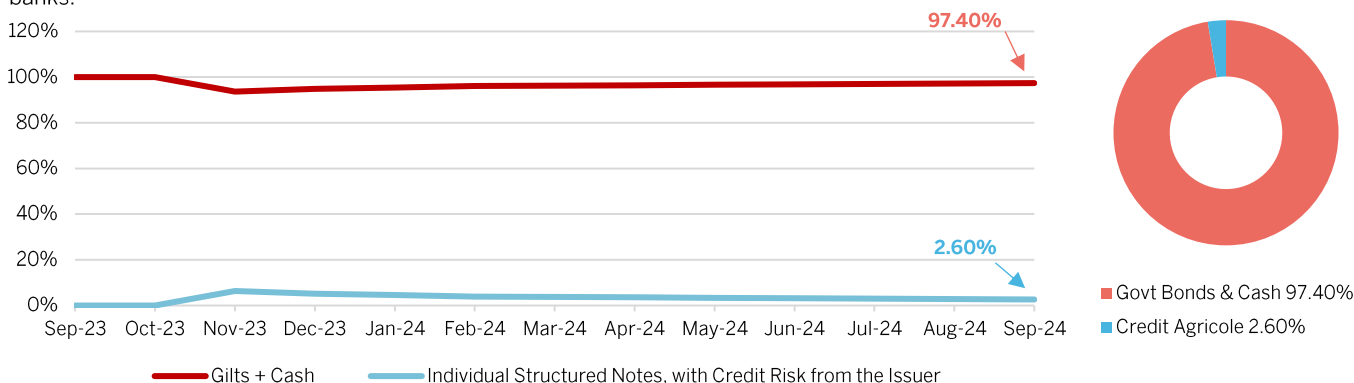
- Annual Autocall Barriers  
Final Autocall Barrier no higher than 80%
- Capital Protection Barriers  
No higher than 75%
- Annual Return  
Targeting 7-9% net of fees





### Credit Risk Over Time

The fund's credit risk over time has always been low and it continues to be so, with over 90% of the fund being gilt-backed. The pie chart below shows that 96.75% of the fund is currently backed by gilts, and the remainder made up of individual notes issued by large, global banks.



Source: Atlantic House as at 30/09/2024.

### Forward Looking Scenario Analysis and Intrinsic Value

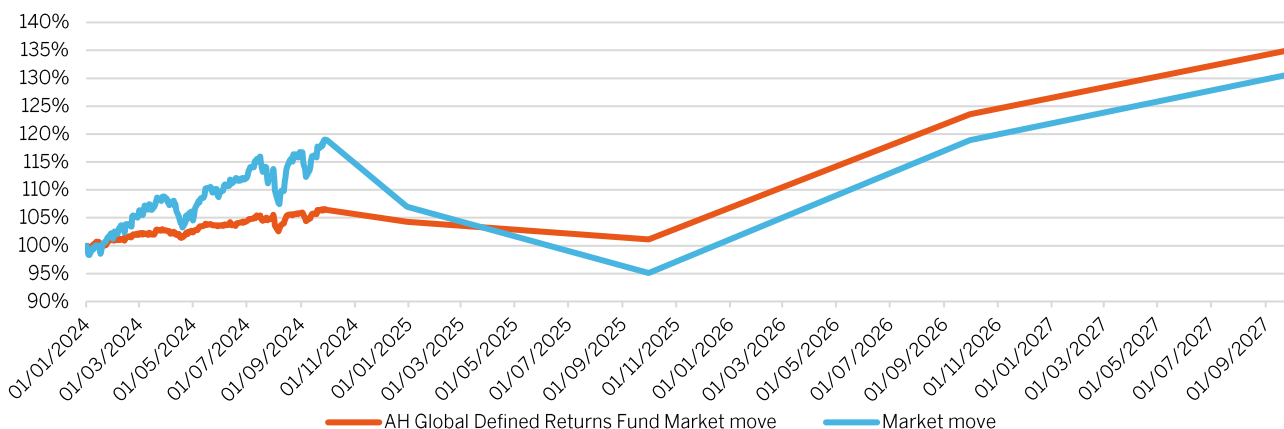
The table below shows the estimated future returns for the fund over a range of falling, flat or rising market conditions and over different time periods.

This scenario analysis:

- Illustrates short-term sensitivity of the fund to a sudden fall in equity markets (in red).
- Shows the protection and potential returns of the GDR fund versus the markets over the medium term. For example: if markets fall 10% and stay there for the next 3 years, the fund should return 21.68% (+/-2-3%) over that period.

Scenario Analysis	Market Move	-30%	-20%	-10%	0	10%	20%	30%
	3 months		-18.12%	-9.00%	-2.01%	2.35%	3.99%	4.34%
1 year		-15.25%	-4.98%	2.90%	7.97%	10.29%	10.98%	11.56%
2 years		-11.25%	1.08%	10.30%	16.07%	18.54%	19.34%	19.98%
3 years		-6.87%	7.87%	18.31%	24.38%	26.98%	27.67%	28.37%
Intrinsic Value	Intrinsic NAV Change	10.20%	39.26%	23.41%	5.86%	4.22%	4.22%	4.22%
	Duration	5.51	4.69	2.80	0.77	0.59	0.59	0.59
	Intrinsic Value (Annualised)	1.78%	7.31%	7.79%	7.65%	7.19%	7.19%	7.19%

**The scenarios presented are an estimate of future performance based on current derivative market conditions and are not an exact or reliable indicator. What you get will vary depending on how the market performs and how long you keep the investment. The fund's actual returns may differ from the estimates shown above and are subject to daily price movement. Future performance may also be subject to changes in taxation in the future. The value of investments can go down as well as up and you may not get back the full amount invested. Source: Atlantic House as at 30/09/2024.**



### Summary

- The fund returned 2.18% over another strong quarter for global equity indices, which returned 6.3%.
- Year to date the fund has returned 6.42%, on target for its aim of 8-9% annualised.
- Four maturities in the quarter and six new autocall investments, bringing the total now to 22.



## Key Risks

**This is a marketing communication.** The Fund is aimed at advised & discretionary market investors over the long term who have the capacity to tolerate a loss of the entire capital invested or the initial amount.

A final investment decision should not be contemplated until the risks are fully considered. A comprehensive list of risk factors is detailed in the Risk Warnings Section of the Prospectus and the Supplement of the Fund and in the relevant key investor information document (KIID). A copy of the English version of the Supplement, the Prospectus, and any other offering document and the KIID can be viewed at [www.atlantichousegroup.com](http://www.atlantichousegroup.com) and [www.geminiacapital.ie](http://www.geminiacapital.ie). A summary of investor rights associated with an investment in the fund is available in English at [www.geminiacapital.ie](http://www.geminiacapital.ie).

**Calculations do not consider credit spread movements of the issuers of the securities. The Mark to Market of the securities and therefore the NAV of the Fund will decrease as credit spreads widen and vice versa if spreads narrow. The value of investments and income from them can go down and you may get back less than originally invested. There is no guarantee that the Fund will achieve its objective. The level and basis of tax is subject to change and will depend on individual circumstances. The Fund invests in derivatives for investment purposes, for efficient portfolio management and/ or to protect against exchange risks. Derivatives are highly sensitive to changes in the value of the asset from which their value is derived. A small movement in the value of the underlying asset can cause a large movement in the value of the derivative. This can increase the sizes of losses and gains, causing the value of a derivative investment to fluctuate and the Fund could lose more than the amount invested.**

The Fund invests in high quality government and corporate bonds. All bonds will be rated at least A- by Standard and Poors at outset. If any of the bonds the Fund owns suffer credit events the performance of the Fund could be adversely affected. Other risks the fund is exposed to include but are not limited to, credit and counterparty risk, possible changes in exchange rates, interest rates and inflation, changing expectations of future market volatility, changing expectations of equity market correlation and changing dividend expectations.

A decision may be taken at any time to terminate the arrangements for the marketing of the Fund in any jurisdiction in which it is currently being marketed. Shareholders in affected EEA Member State will be notified of any decision marketing arrangements in advance and will be provided the opportunity to redeem their shareholding in the Company free of any charges or deductions for at least 30 working days from the date of such notification.

## Important Information

Source for all data is Atlantic House Investments, Solactive and Bloomberg as at 30 September 2024, unless stated otherwise. Calendar year performance to 31 December each year.

This document is issued by Atlantic House Investments Limited and does not constitute or form part of any offer or invitation to buy or sell shares. It should be read in conjunction with the Fund's prospectus, key investor information document ("KIID") or offering memorandum. Atlantic House Investments Limited is authorised and regulated by the Financial Conduct Authority FRN 931264. Atlantic House Investments Limited is a Private Limited Company registered in England and Wales, registered number 11962808. Registered Office: One Eleven Edmund Street, Birmingham. B3 2HJ.

The contents of this document are based upon sources of information believed to be reliable. Atlantic House Investments Limited has taken reasonable care to ensure the information stated is accurate. However, Atlantic House Investments Limited make no representation, guarantee, or warranty that it is wholly accurate and complete. The information provided in this material is confidential and only for use by its recipient. This material may not be disclosed or referred to any third party or distributed, reproduced, or used for any other purposes without the prior written consent of Atlantic House, any data provider and any other third party whose data is included herein and must be returned on request to Atlantic House and any copies thereof in whatever form destroyed.

The Atlantic House Global Defined Returns Fund is a sub-fund of GemCap Investment Funds (Ireland) plc, an umbrella type open-ended investment company with variable capital, incorporated on 1 June 2010 with limited liability under the laws of Ireland with segregated liability between sub-funds.

GemCap Investment Funds (Ireland) plc is authorised in Ireland by the Central Bank of Ireland pursuant to the European Communities (Undertakings for Collective Investment in Transferable Securities) Regulations 2011 (S.I. No. 352 of 2011) (the "UCITS Regulations"), as amended. Gemini Capital Management (Ireland) Limited, trading as GemCap, is a limited liability company registered under the registered number 579677 under Irish law pursuant to the Companies Act 2014 which is regulated by the Central Bank of Ireland. Its principal office is at Suites 22-26 Morrison Chambers, 32 Nassau Street, Dublin 2, D02 X598 and its registered office is at 7th Floor, Block A, One Park Place, Upper Hatch Street, Dublin 2, D02E762. GemCap acts as both management company and global distributor to GemCap Investment Funds (Ireland) plc.

The Fund is not sponsored, promoted, sold or supported in any other manner by Solactive AG nor does Solactive AG offer any express or implicit guarantee or assurance either with regard to the results of using the Index and/or Index trademark or the Index Price at any time or in any other respect. The Index is calculated and published by Solactive AG. Solactive AG uses its best efforts to ensure that the Index is calculated correctly. Irrespective of its obligations towards the issuer, Solactive AG has no obligation to point out errors in the Index to third parties including but not limited to investors and/or financial intermediaries of the Fund. Neither publication of the Index by Solactive AG nor the licensing of the Index trademark for the purpose of use in connection within the Fund constitutes a recommendation by Solactive AG to invest capital in said Fund nor does it in any way represent an assurance or opinion of Solactive AG about any investment in this Fund.